

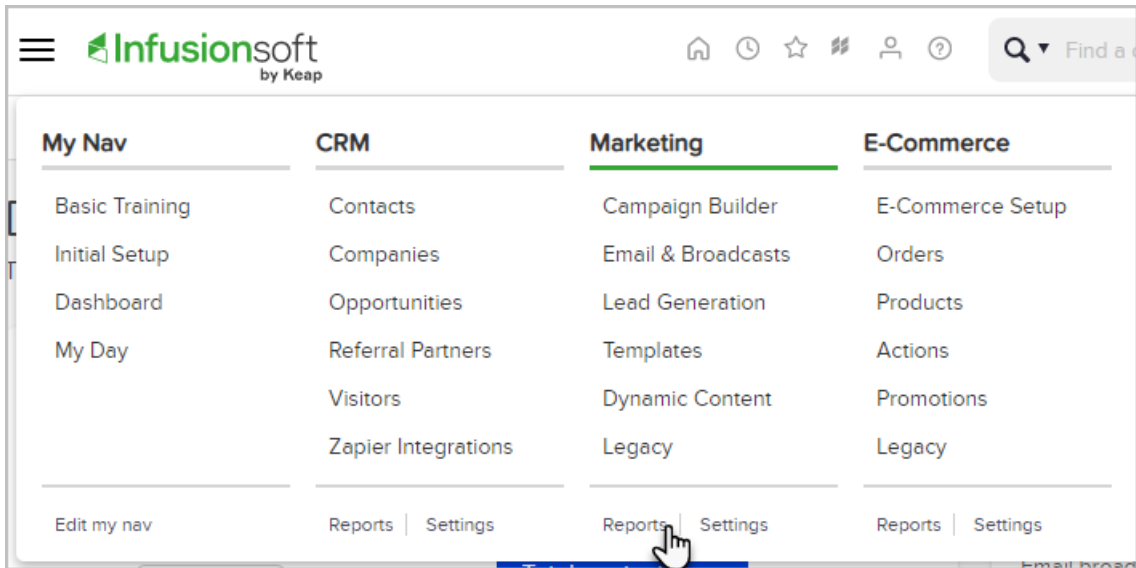
Web Form Origin Report

Last Modified on 11/06/2024 1:19 pm MST

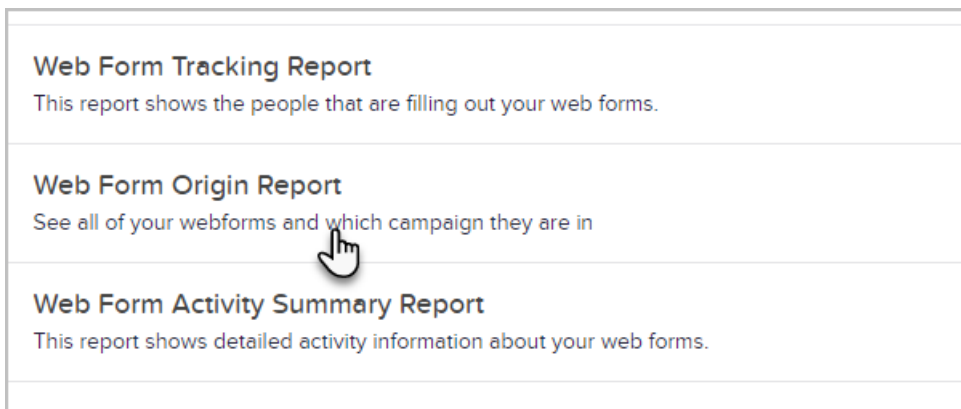
This article applies to:

The Web Form Origin Report provides a list of your web forms and internal forms along with the Automation they're created in.

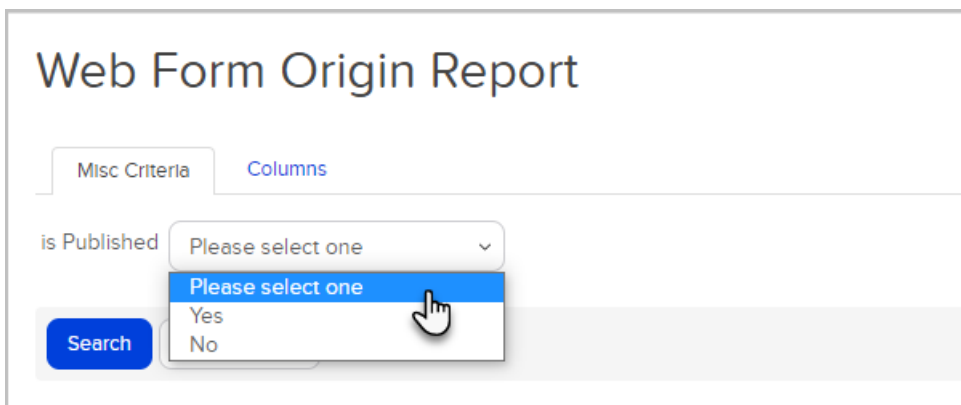
1. Navigate to **Marketing > Reports**



2. Click **Web Form Origin Report**



3. Choose to search for published or unpublished automations



4. (Optional) Click **Columns** to modify how your report will be presented and sorted

Misc Criteria Columns

Customize Columns on Search Results

Custom Columns:

- Web Form Name
- Campaign Id
- Name
- Is Published

Available Fields:

Sort By: Name Then By: Campaign Id

Search Reset Filters

5. Click Search

Sort By: Name Then By: Campaign Id

Search Reset Filters

6. Your report will list the web form name, automation ID, name of the automation, and the automation status

Web Form Origin Report

Actions ▾ New Search Edit Criteria/Columns Save Print Saved Searches ▾

52 results 50 per page

Web Form Name	Automation Id	Name	Is Published
WF1	988	Multi-Step Form	No
WF2	988	Multi-Step Form	No
Web Form submitted	996	Free Gift	No

Please note that **Is Published (No)** will include automations with forms that have been unpublished and deleted.
