

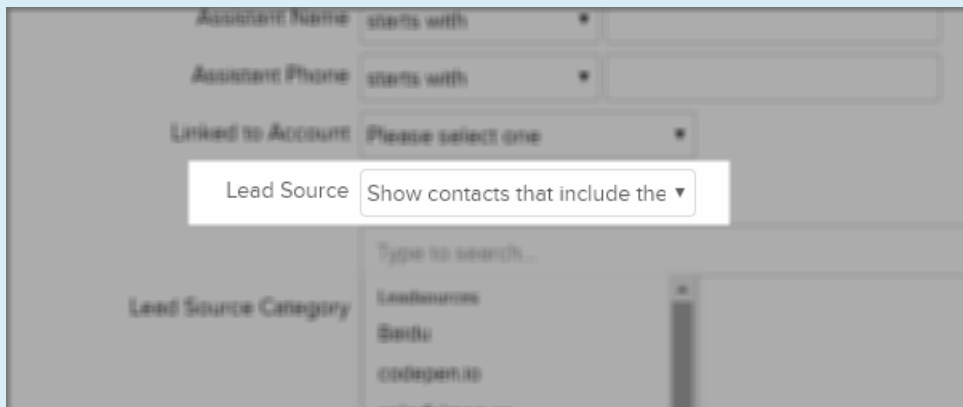
Business Card Transcriber

This article applies to:

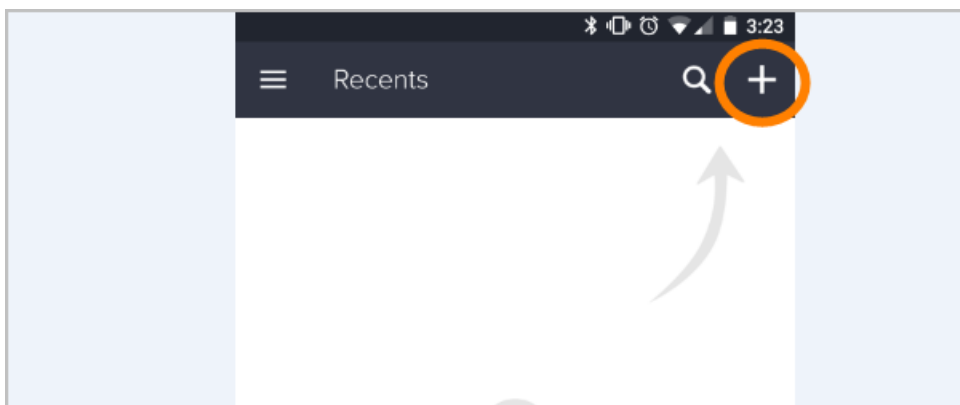
You can now add a contact to Max Classic just by snapping a picture of their business card. From the **Add Contact** screen, there is now a camera button which takes you to a guided flow to Snap a business card. Once the card has finished processing, you will receive a notification to review the information and add the new contact.

Please Note!

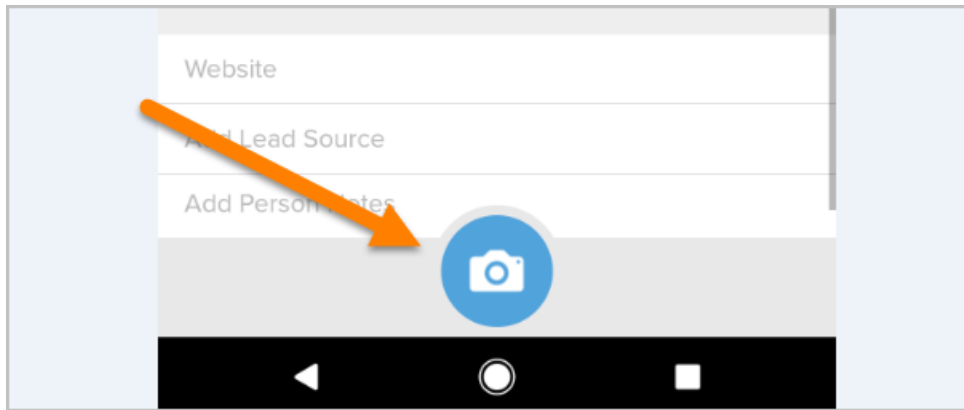
- Each user in your account can upload up to 250 contacts per 30 days. The 30 day count starts when the first snap taken.
- Contacts that are added will not have a "contact owner" set automatically.
- You can view contacts that were added via the transcriber, by searching for all contacts with the lead source, "Infusionsoft Mobile App"
 - CRM > Contacts
 - New Search
 - Misc Criteria
 - Search for the Lead Source, "Infusionsoft Mobile App"



1. Click the + button to begin



2. Click the **Camera** button



3. Focus the camera on the business card, and take the picture

4. Review card quality and tap **Use**

5. Await processing of card - This process will take 15 minutes to 2 hours
